



ENCUADERNACIÓN 2



MATERIALES



Hojas de papel




Cartón





Cinta adhesiva o
pegamento




1. Doblar hojas a la mitad




2. Unir las hojas con cinta por detrás





3. Realizar la acción 2 hasta juntar todas las hojas



4. Cerrar cuadernillo



5. Cortar cartón a la mitad



6. Pegar un cartón a la última hoja, y el otro a la primera, obteniendo una tapa y una contra-tapa

