



ENCUADERNACIÓN 1

MATERIALES



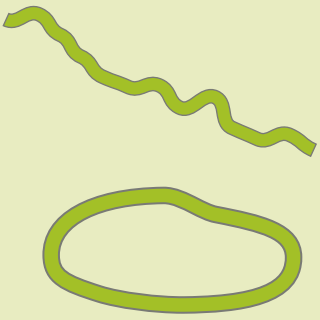
Hojas de papel



Cartón




Perforadora




Elástico o cordel

INSTRUCCIONES



1. Doblar hojas a la mitad




2. Juntar las hojas



3. Cortar cartón a la mitad



4. Hacer una perforación al centro de la hoja y cercana al borde, lo mismo para los cartones (2)



5. Unir hojas y tapas con cordel o elástico